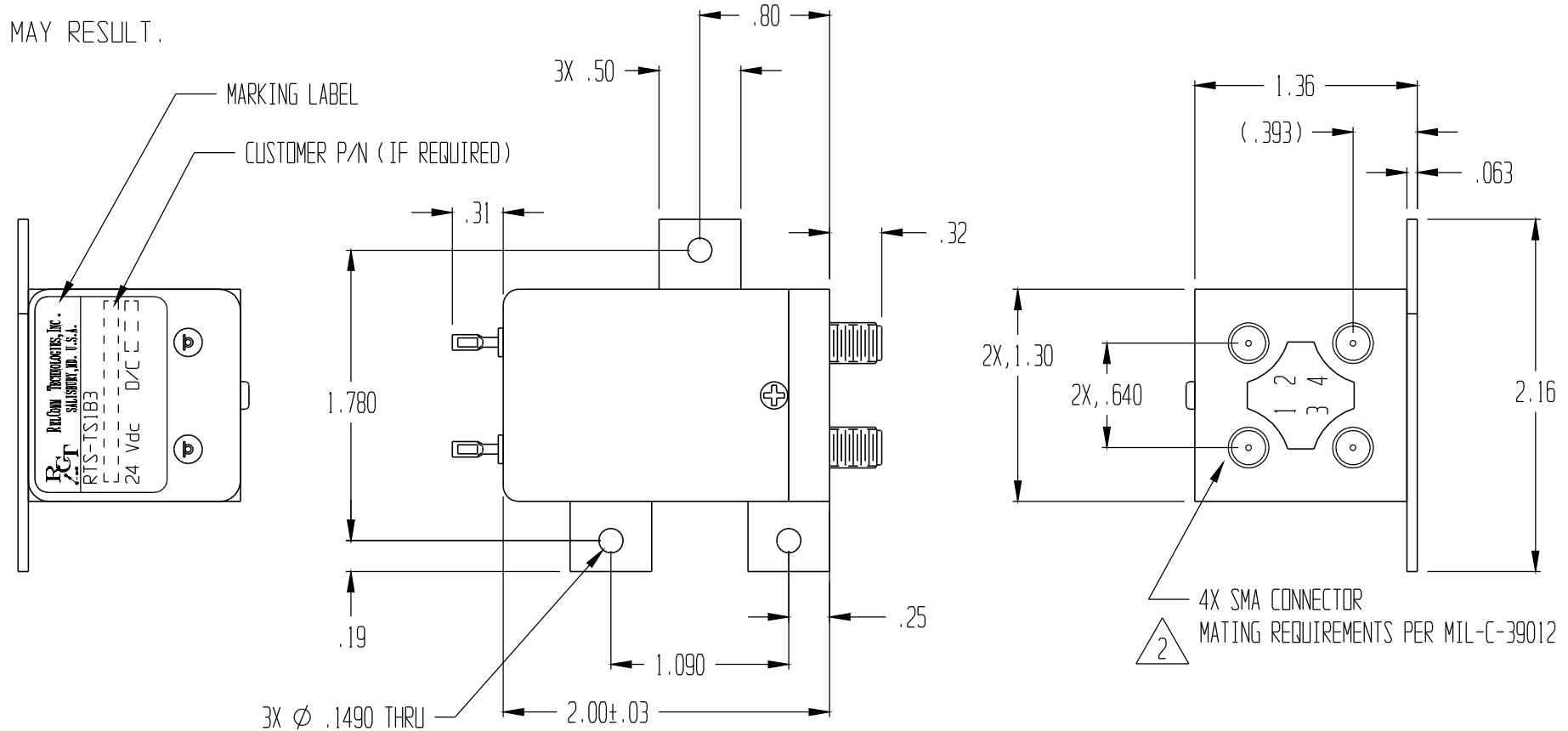


NOTES:

1. INTERPRET CALLOUTS/SYMBOLS PER ASME Y14.5M-1994

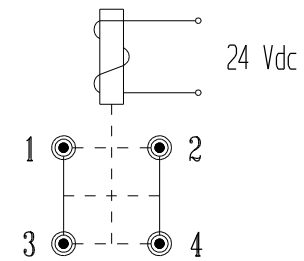
2. RECOMMENDED MATING CONNECTOR TORQUE IS 8 LB-IN (90 N-CM)
DO NOT EXCEED 12 LB-IN (136 N-CM) AS DAMAGE TO CONNECTOR MAY RESULT.



CHARACTERISTICS:

NOMINAL IMPEDANCE (OHM)	50		
FREQUENCY RANGE (GHz)	DC-1	1-2	2-3
V.S.W.R. (MAX)	1.10:1	1.15:1	1.20:1
INSERTION LOSS (dB MAX)	0.10	0.15	0.20
ISOLATION (dB MIN)	80	80	80
AVERAGE POWER (WATTS TYP)	185	120	95

TEMPERATURE RANGE (OPERATING)	-40°C - +85°C		
TEMPERATURE RANGE (STORAGE)	-55°C - +100°C		
SWITCHING ACTION	BREAK BEFORE MAKE		
OPERATING VOLTAGE (OVER TEMP)	20- 28 Vdc		
PICKUP VOLTAGE (MIN @ 25°C)	18 Vdc		
DROPOUT VOLTAGE (MIN)	2 Vdc		
OPERATING CURRENT (mA MAX)	266 @ 24 Vdc & 25°C		
SWITCHING TIME (MAX)	15 mSEC @ 24Vdc & 25°C		
LIFE (MIN PER POSITION)	1 * 10^6 CYCLES		
WEIGHT (OZ)	3.4 NOM		



SCHEMATIC SHOWN IN DE-ENERGIZED POSITION

1-2 3-4 (OPEN)
1-3 2-4 (CLOSED)

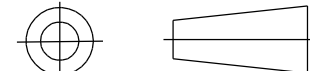
MATERIALS/FINISH:

HOUSING	ALUMINUM/NICKEL
COVER	ALUMINUM/BLACK ANODIZED
CONNECTORS	STAINLESS STEEL/PASSIVATE
INSULATION	TEFLON
CONTACTS	BERYLLIUM COPPER/GOLD
TERMINALS	Ni-Fe/Sn-70 SOLDER

1	963	7/8/02	
-	REL TO PROD	5/10/01	B. JONES BJ
A	INITIAL RELEASE	08/16/01	B. JONES BJ
REV	ECN NO.	DATE	APPROVAL

UNLESS OTHERWISE SPECIFIED:
DIMENSIONS ARE IN INCHES
AND INCLUDE PLATING.
TOLERANCES
.XX ±.02 FRACTIONS ±
.XXX ±.010 SURFACE QUALITY
.XXXX ±.0050 63/ MAX

THIRD ANGLE PROJECTION



DR	B. JONES	08/16/01
CK	M. MAGDA	10/23/01
ENG	B. JONES	10/22/01
MFG		
QA		

THIS DRAWING AND SPECIFICATIONS ARE THE PROPERTY OF RELCOMM TECHNOLOGIES AND SHALL NOT BE REPRODUCED OR COPIED OR USED IN WHOLE OR IN PART AS THE BASIS FOR THE MANUFACTURE OR SALE OF ITEM(S) WITHOUT WRITTEN PERMISSION.



REL COMM TECHNOLOGIES, INC.
610 BEAM STREET
SALISBURY, MARYLAND 21801

TITLE		COAXIAL TRANSFER RELAY "FAILSAFE"	
SIZE	DWG NO.	REV	
B	RTS-TS1B3	1	
SCALE	1 : 1	DO NOT SCALE DWG	SHEET 1 OF 1