




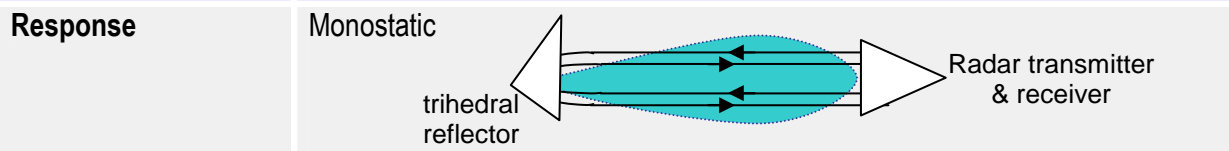
TRIHEDRAL REFLECTORS

Téthys

Plan #	4LUN04R0001
Frequency range	Microwave domain
Measurement option	On request
The reflector can be used on a very wide frequency range.	




Theoretical R.C.S.	$R.C.S. = \frac{4\pi \cdot a^4}{3\lambda^2}$ <p>R.C.S. in sqm λ : wave length in m a in meter (edge of the right-angled triangle from the right-angle)</p>
--------------------	---



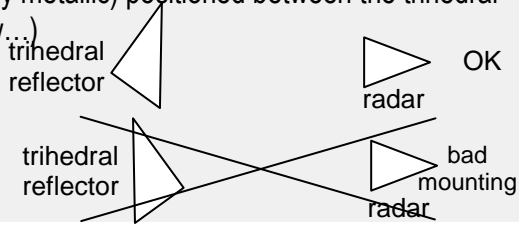
Polarization	Rectilinear. The reflected wave is on the same plane as the wave interrogating the reflector. Option : polarizer for circular waves reflexion without inversion right or left hand
--------------	---

Dimension	On request. Determination of the relevant dimension for the R.C.S. specifications.
-----------	--

Options (on request)	 <ul style="list-style-type: none"> * Possibility of delivering dismantled (see picture) * Surface treatment (Alodine treatment, painting...)
----------------------	--

Interface trihedral reflector/support	Standard interface according to plan # 4LUN04R0001 Development of any other interface on request
---------------------------------------	---

Specific packaging	  
--------------------	---

<p>⚠ Precautions of use</p> <ul style="list-style-type: none"> • Avoid thick fairing • Avoid fairing made of dielectrical material with important losses • Avoid any object (especially metallic) positioned between the trihedral and the radar (strap, screw...) • Take care in mounting 	<p>The response of the trihedral reflector depends on the environment.</p> 
--	---



Tect Electronics

The authorized distributor in the Greater China Region

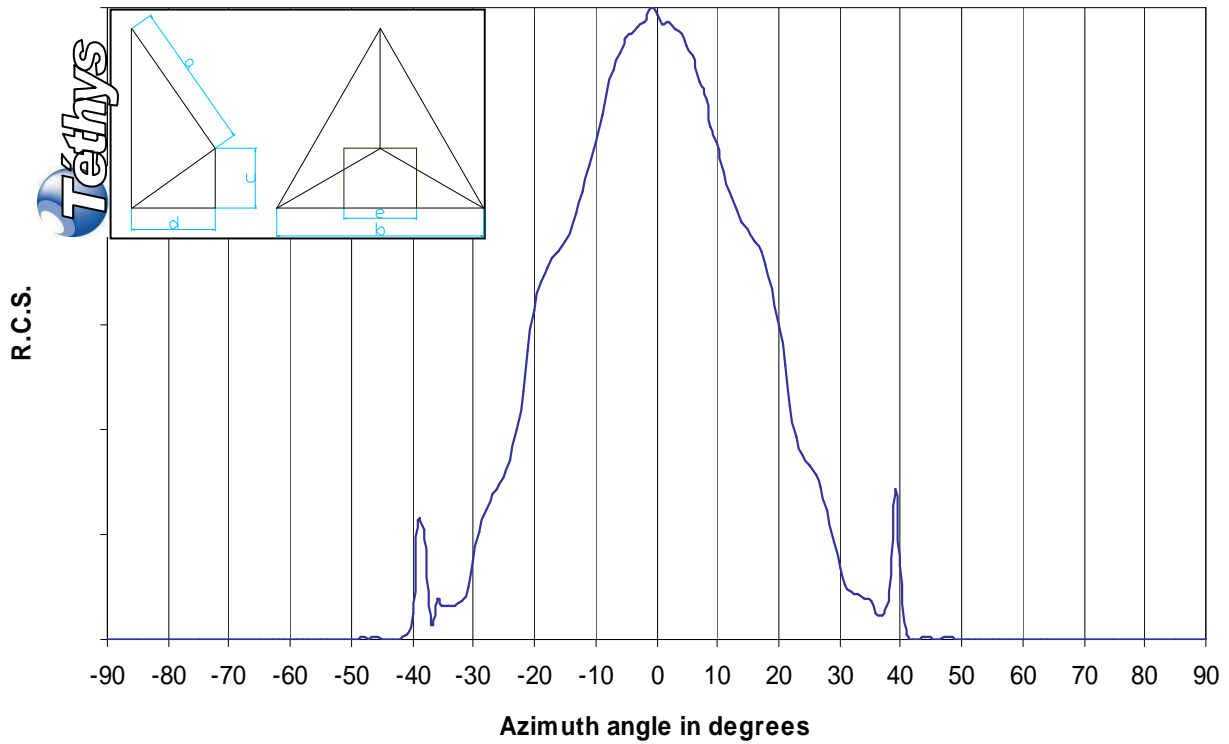




TRIHEDRAL REFLECTORS

Example of trihedral reflector

Reference	Theoretical Radar Cross Section at 0° (sqm) (aperture at -3dB : ± 20°)			Standard metal plate thickness (mm)	Weight without fixing (kg)	a (mm)
	F = 3,3 GHz	F = 9,375GHz	F = 16,5GHz			
TT400	13,0	105	324	4	3,8	400



Tect Electronics

The authorized distributor in the Greater China Region

