




Hermetic Switch Proximity Sensors

STEEL SENSING

LOW PROFILE

Parameters			STEEL SENSING			LOW PROFILE						
			PRX+4100	PRX+4400	PRX+4800	PRX+7100	PRX+7200	PRX+7300	PRX+8200	PRX+8300	PRX+8500	PRX+8800
Configuration	Type		Form A SPST-NO	Form A SPST-NO	Form A SPST-NO	Form A SPST-NO	Form C SPDT	Form B SPST-NC	Form A SPST-NO	Form C SPDT-NO	Form A SPST-NO	Form B SPST-NC
Figure			1	3	5	2	2	2	6	6	6	6
Switching Voltage	Max	Volts DC	100	50	50	30	30	30	200	120	See Note 5	120
Switching Current	Max	A	0.25	0.25	3	0.20	0.10	0.10	0.50	0.25	2 AC	0.25
Switching Power	Max	W/VA	10	10	200	4	3	3	10	3	250VA	3
Voltage Breakdown	Min	Volts DC	200	50	50	300	200	200	400	400	N/A	400
Initial Contact Resistance	Max	Ohms	1.0	1.0	1.0	0.25	0.25	0.25	0.25	0.25	N/A	0.25
Operating Temp.	Max	°C	+80	+125	+125	+75	+80	+75	+105	+60	+100	+105
Must Operate*		Inch	0.250	0.250	0.400	0.500	0.500	0.500	0.500	0.500	0.500	0.500
Must Release*†		Inch	0.310	0.310	0.675	1	1	1	1	1	1.25	1
Wire Color/AWG			Blk/20	Blk/16	Blk/16	Gray/24	Red-NC/28 Wht-NO/28 Blk-Com/28	Gray/24	Wht/22	Blue-NC/22 Red-NO/22 Wht-Com/22	Wht/22 Red/22	Red/22
Actuator Part No.			STEEL TARGET			7000	7000	7000	8100	8100	8100	8100
Actuator Figure			See Page 18			4	4	4	7	7	7	7
Switch Rating			-	-	-	-	-	-				-
Notes			1,3,6	2,3	2,3,4	1,3	1,3	1,3	1,3	1,3	1,5,6,7	1,3

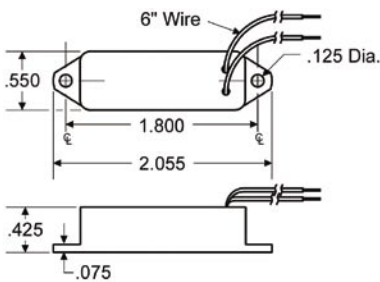


FIGURE 1

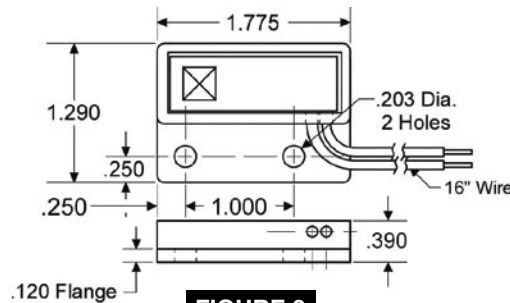


FIGURE 3

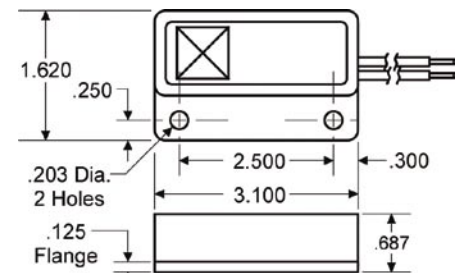


FIGURE 5

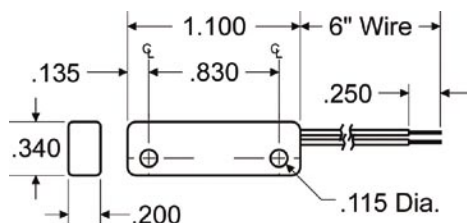


FIGURE 2

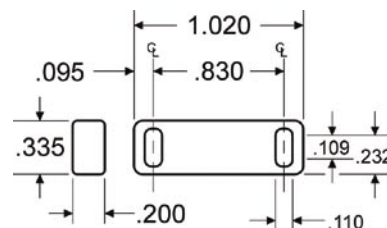


FIGURE 4